

# GENERATION 3 3 SERIES



REDESIGNED INTO  
THE ALL NEW



# GENERATION 4 6 SERIES

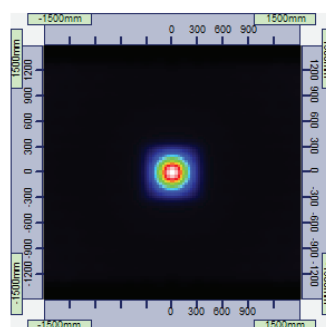
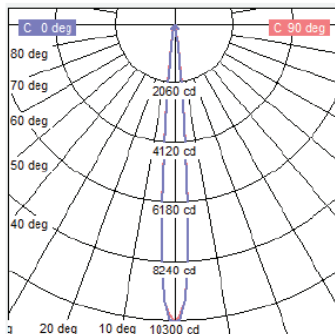


**THE ICONIC 3 SERIES HAS  
DOUBLED IN OUTPUT BUT  
NOT IN SIZE. ALL GROWN  
UP INTO THE AMAZING,  
NEW GEN 4, 6 SERIES.**

## NARROW

**WHITE**  
SPREAD = 10°  
MAX INTENSITY = 10,300cd  
NET FLUX = 500lm

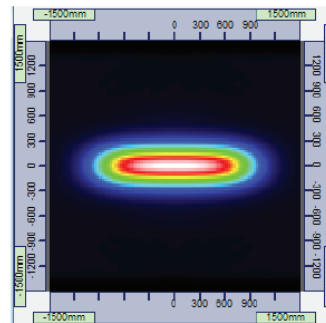
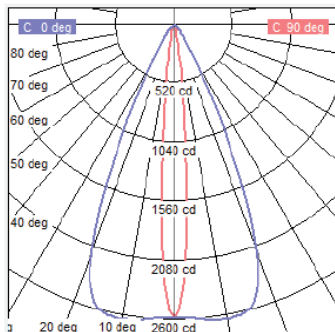
**BLUE**  
SPREAD = 10°  
MAX INTENSITY = 2,900cd  
NET FLUX = 140lm



## WIDE

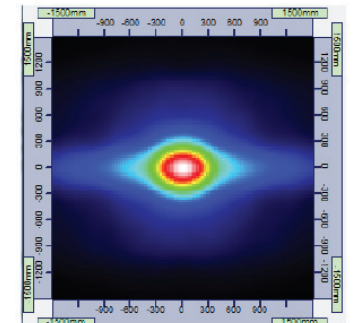
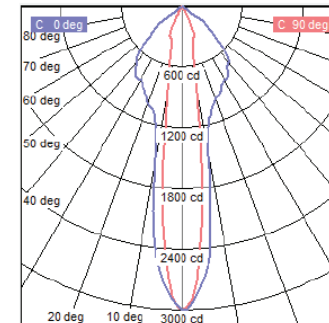
**WHITE**  
SPREAD = 60°  
MAX INTENSITY = 2,600cd  
NET FLUX = 500lm

**BLUE**  
SPREAD = 60°  
MAX INTENSITY = 750cd  
NET FLUX = 140lm



**WHITE**  
SPREAD = 100°  
MAX INTENSITY = 3,000cd  
NET FLUX = 770lm

**BLUE**  
SPREAD = 100°  
MAX INTENSITY = 1,150cd  
NET FLUX = 295lm



- INCREASE IN FLUX OF ~50%
- INCREASED HORIZONTAL SPREAD

- Gen 4 LED technology
- 3 year warranty on internals
- 6 year housing warranty
- Patented, High-Tech chemically resistant polymer housing
- No lens seal to leak, low heat emission
- Low power consumption: 12 or 24 volt dc approx. 1 amp per light @ 12 volt or 0.5 of an amp @ 24 volt
- Internally serviceable and upgradable without haul-out
- Can be operated in or out of the water
- No bonding to anodes required
- Reverse polarity protected
- External ignition protection
- Serviceable driver module
- Each light comes with 3.7 metres (12 feet) of cable
- Easy and low cost 2-wire installation
- 60mm/2 3/8" thru-hull fitting
- Meets World EMI standard
- All new combination optic with increased horizontal spread

